



IDENTITY CRISIS

SHIBLEE MUNEER

Opening Reception:

5th December | 4 - 7 pm

Continues till 16th December, 2023



GALLERY

Shiblee Muneer

Shiblee Muneer was born in Jhang, in a family of artists, where miniature painting was practiced for centuries. The family legend has it that his ancestors followed the first Mughal Emperor Babur from Afghanistan to Persia then India, as part of his team of painters and calligraphers. Members of his family remained at Delhi Court until the early 19th century. However, with the decline of Mughal power and art patronage, they moved to Patiala transferring the traditional Mughal painterly technique to the Sikh-ruled court.

Muneer's great, great, grandfather, Ustad Allah Ditta founded the princely painting gharana at Patiala where the so-called 'Pahari' style of miniature painting developed under his guidance. Ustad Allah Ditta's grandson, and Muneer's grandfather, Ustad Haji Mohammad Sharif (1889-1978) was a well-known painter in the Indian subcontinent and his fame was also international, through the UK's India Society. He was based at Patiala and traveled to other regions on request of his employer, Maharajah Bhupinder Singh (1891-1938). Several years after the death of Maharaja, Ustad Haji Sharif was requested for a teaching appointment at the Mayo School of the Arts, now National College of Arts. Thus the family settled permanently in Lahore after the partition of India. Heading the Miniature Department at the Mayo School of Arts in 1945-1966, Haji Sharif developed the first curriculum for teaching miniature painting at an academic institution, and he trained the first cohort of miniaturists in independent Pakistan. He is considered the founder of Pakistani miniature painting.

The painting tradition is passed from generation to generation in Muneer's family. Both male and female family members begin learning the philosophy and techniques involved in creating a miniature at home, and later they apprentice with other master painters, from paper production, to the mixing of pigments, to calligraphy, coloring and shading.

Shiblee Muneer followed the apprenticeship training in calligraphy and painting since an early age and studied at the Naqsh School of Arts and the Beaconhouse National University. He teaches at the Institute of Visual Arts & Design at the Lahore College for Women University (LCWU). He is a practicing artist, and is doing his Masters leading to Ph.D in studio practice at the University of Punjab. He conducts workshops for children in miniature painting.

Muneer carries his responsibility as the guardian of miniature painting tradition but finds inspiration in post-modernist philosophy and new techniques: computer graphics, digitally-manipulated images, hyper-realistic painting and collage. He experiments the rich, strict canons of miniature painting with contemporary techniques; this has brought him a place on the list of "Asia's 10 Most-Inspiring Visual Artists" in the Top 10 of Asia magazine in 2014, and was recently awarded the 'Best Contemporary Painter of Pakistan' by the prestigious art publication, Nigaah Art Awards 2023.

Artist Statement

Native of a primitive land that emerges every colony and having so many imposed identities that somehow are pretended by us;

“Confusions competences or juggling.”

Through my practice, I invite the audience to traverse the labyrinth of signs, decode the layers of meaning, and confront the complexities of our shared identity. My work is a mirror reflecting the amalgamation of cultures, regions, and ideologies that define us.

Through this visual odyssey, I aim to provoke intellectual discourse, challenging preconceptions and fostering a deeper understanding of the intricate dance between identity and society.

-Shiblee Muneer November, 2023.

Lost Memoirs




Page no1 2023
Gold leaf on black coater paper, glazed with transparent resin.
12x16 inches



Page no2 2023
Gold leaf on black coater paper, glazed with transparent resin.
12x16 inches




Page no3 2023
Gold leaf on black coater paper, glazed with transparent resin.
12x16 inches




Page no4 2023
Gold leaf on black coater paper, glazed with transparent resin.
12x16 inches



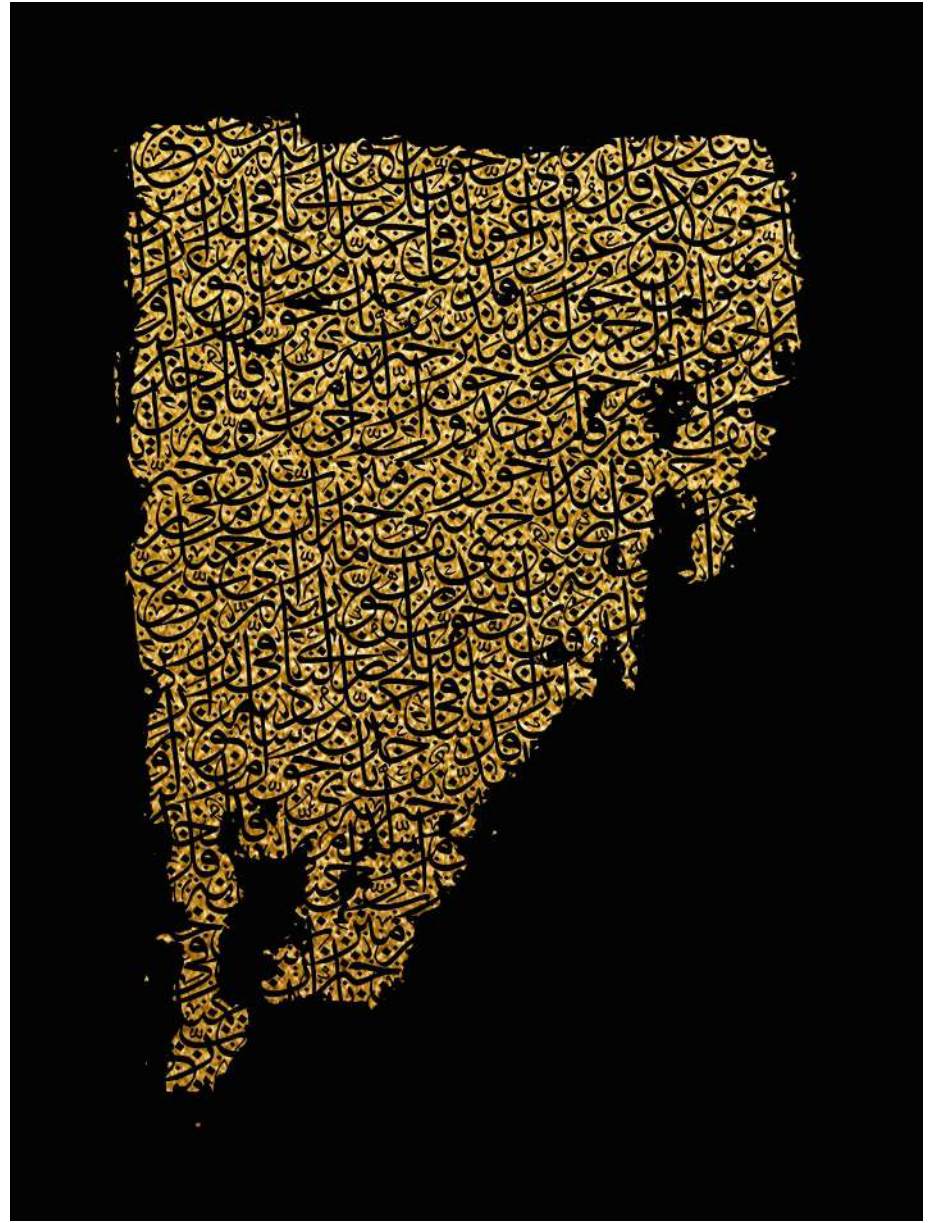
Page no5 2023
Gold leaf on black coater paper, glazed with transparent resin.
12x16 inches



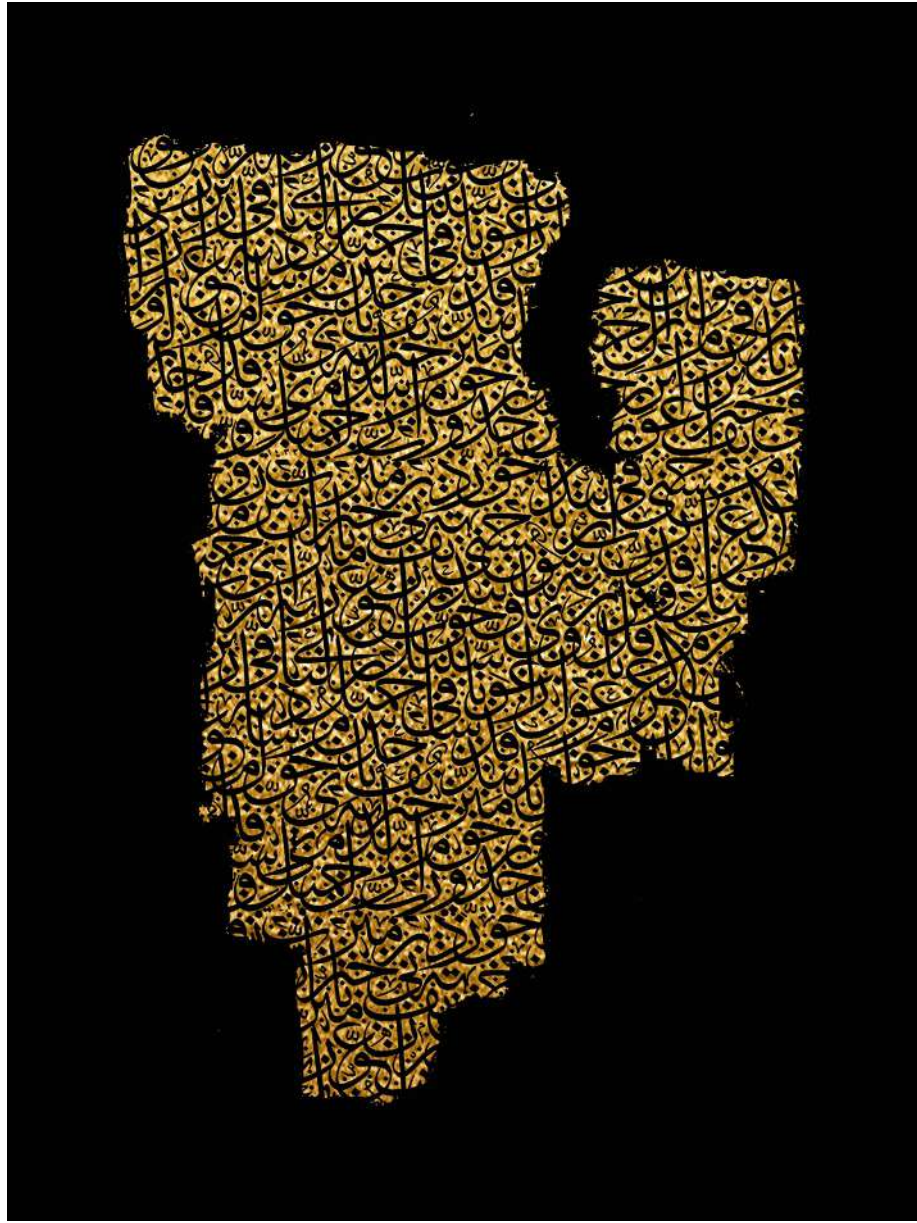
Page no6 2023
Gold leaf on black coater paper, glazed with transparent resin.
12x16 inches




Page no7 2023
Gold leaf on black coater paper, glazed with transparent resin.
12x16 inches



Page no8 2023
Gold leaf on black coater paper, glazed with transparent resin.
12x16 inches




Page no9 2023
Gold leaf on black coater paper, glazed with transparent resin.
12x16 inches



Page no10 2023
Gold leaf on black coater paper, glazed with transparent resin.
12x16 inches




Page no11 2023
Gold leaf on black coater paper, glazed with transparent resin.
12x16 inches




Page no12 2023
Gold leaf on black coater paper, glazed with transparent resin.
12x16 inches




Page no 13 2023
Gold leaf on black coater paper, glazed with transparent resin.
12x16 inches



Page no 14 2023
Gold leaf on black coater paper, glazed with transparent resin.
12x16 inches



Page no15 2023
Gold leaf on black coater paper, glazed with transparent resin.
12x16 inches



Page no16 2023
Gold leaf on black coater paper, glazed with transparent resin.
12x16 inches



Page no17 2023
Gold leaf on black coater paper, glazed with transparent resin.
12x16 inches



Page no18 2023
Gold leaf on black coater paper, glazed with transparent resin.
12x16 inches



Page no19 2023
Gold leaf on black coater paper, glazed with transparent resin.
12x16 inches



Page no20 2023
Gold leaf on black coater paper, glazed with transparent resin.
12x16 inches



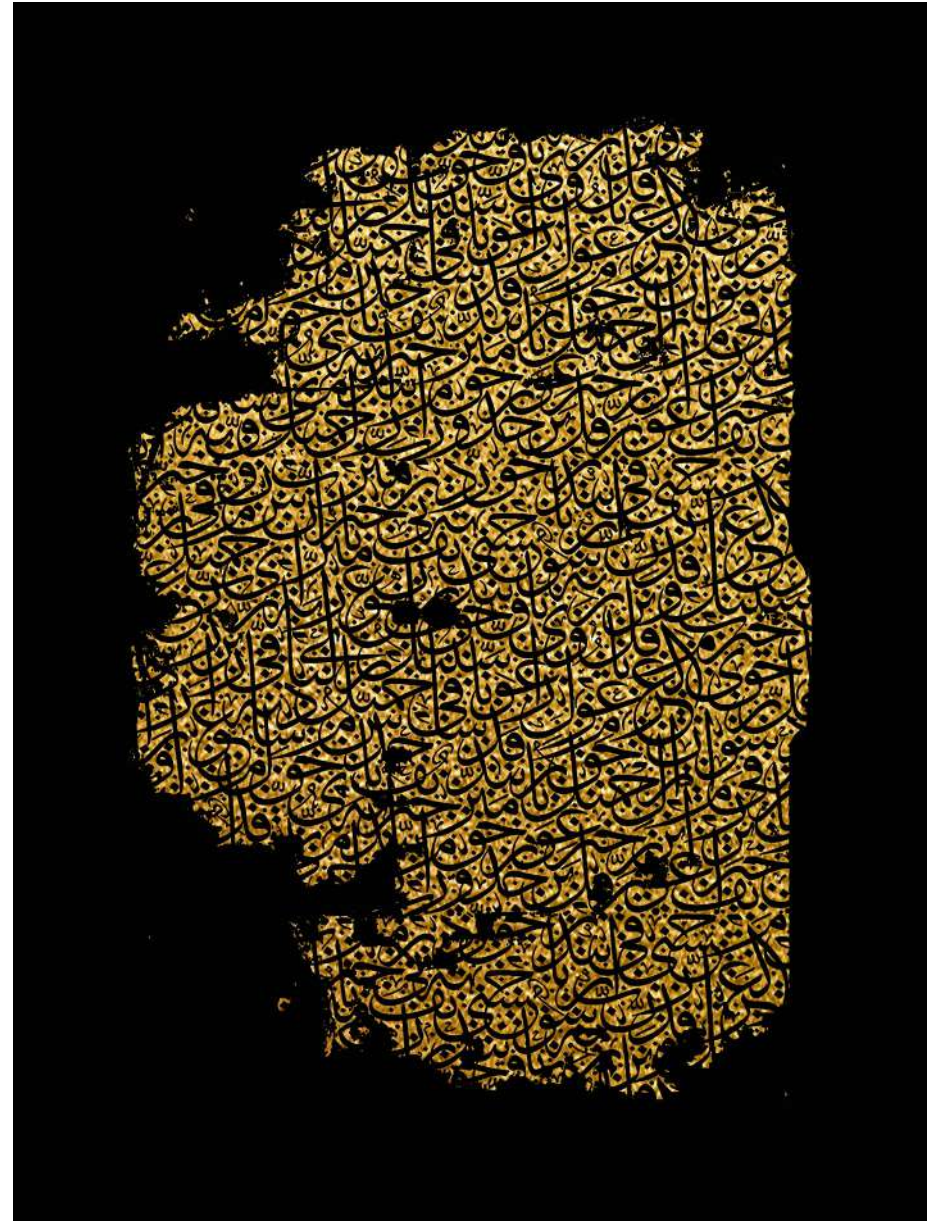
Page no21 2023
Gold leaf on black coater paper, glazed with transparent resin.
12x16 inches



Page no22 2023
Gold leaf on black coater paper, glazed with transparent resin.
12x16 inches




Page no23 2023
Gold leaf on black coater paper, glazed with transparent resin.
12x16 inches

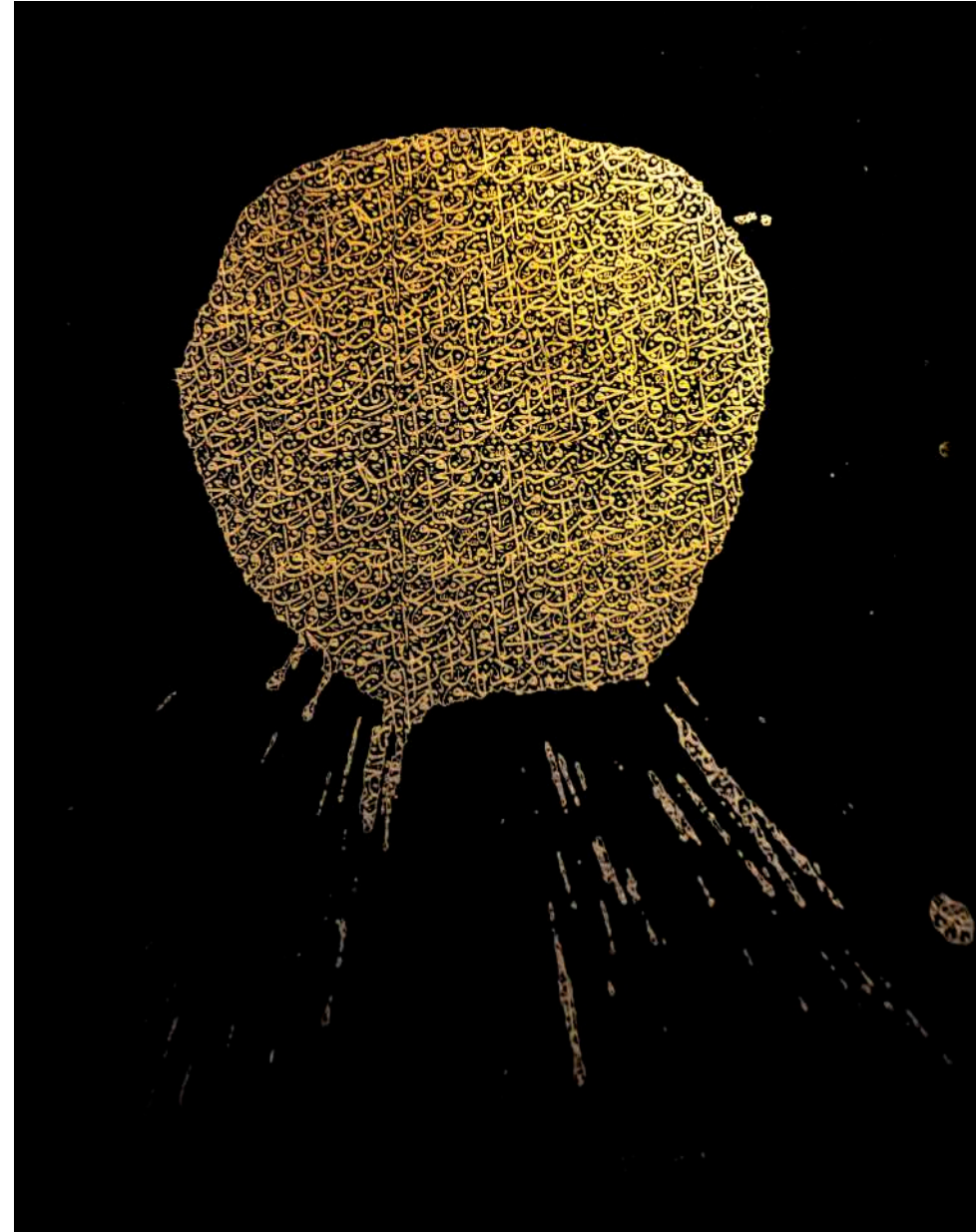


Page no24 2023
Gold leaf on black coater paper, glazed with transparent resin.
12x16 inches


Visual Analysis




Connection no1 2023
Gold-leaf on black coated paper, glazed with transparent resin.
18x24 inches



Connection no2 2023
Gold-leaf on black coated paper, glazed with transparent resin.
18x24 inches



Connection no3 2023
Gold-leaf on black coated paper, glazed with transparent resin.
18x24 inches



Connection no4 2023
Gold-leaf on black coated paper, glazed with transparent resin.
18x24 inches




Connection no5 2023
Gold-leaf on black coated paper, glazed with transparent resin.
18x24 inches




Connection no6 2023
Gold-leaf on black coated paper, glazed with transparent resin.
18x24 inches

Basic Dispute



Basic no 1 2023

Gold-leaf on black coated paper, glazed with transparent resin.
30x40 inches




Basic no2 2023
Gold-leaf on black coated paper, glazed with transparent resin.
30x40 inches




Basic no3 2023

Gold-leaf on black coated paper, glazed with transparent resin.
30x40 inches


Dot to Drop



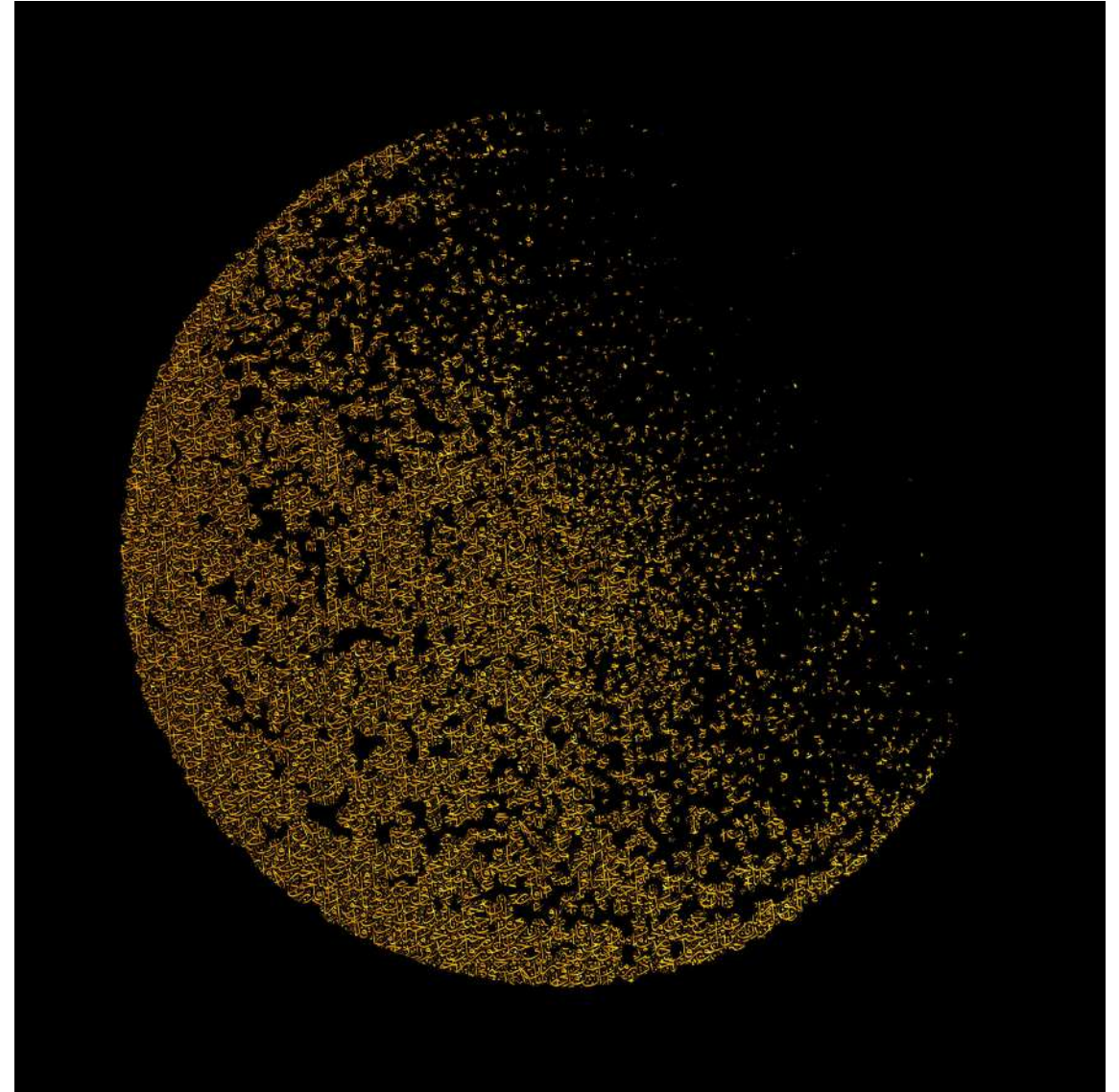
Revision no1 2023
Gold-leaf on black coated canvas, glazed with transparent resin.
50x50 inches



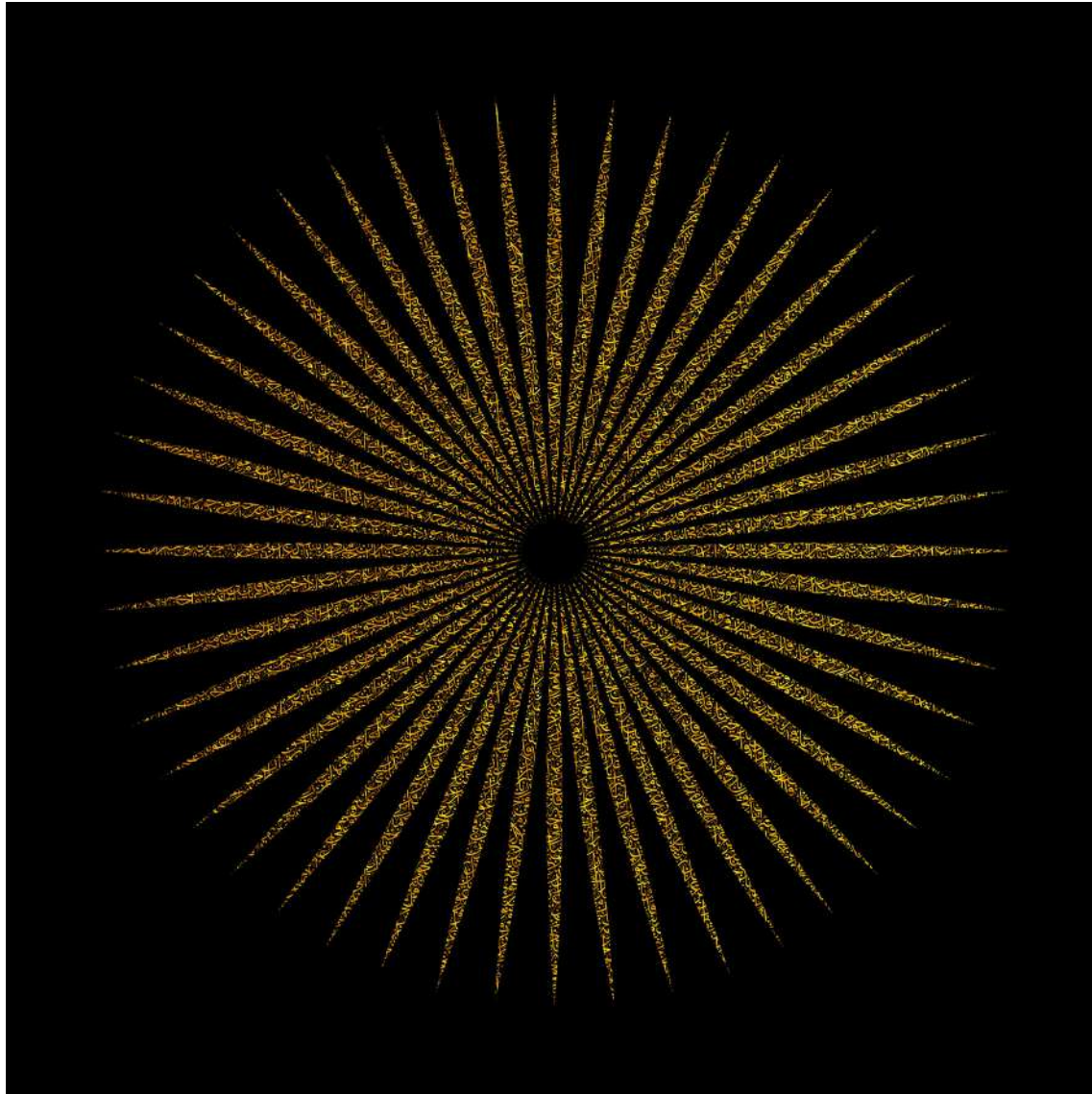
Revision no2 2023
Gold-leaf on black coated canvas, glazed with transparent resin.
50x50 inches




Revision no3 2023
Gold-leaf on black coated canvas, glazed with transparent resin.
50x50 inches



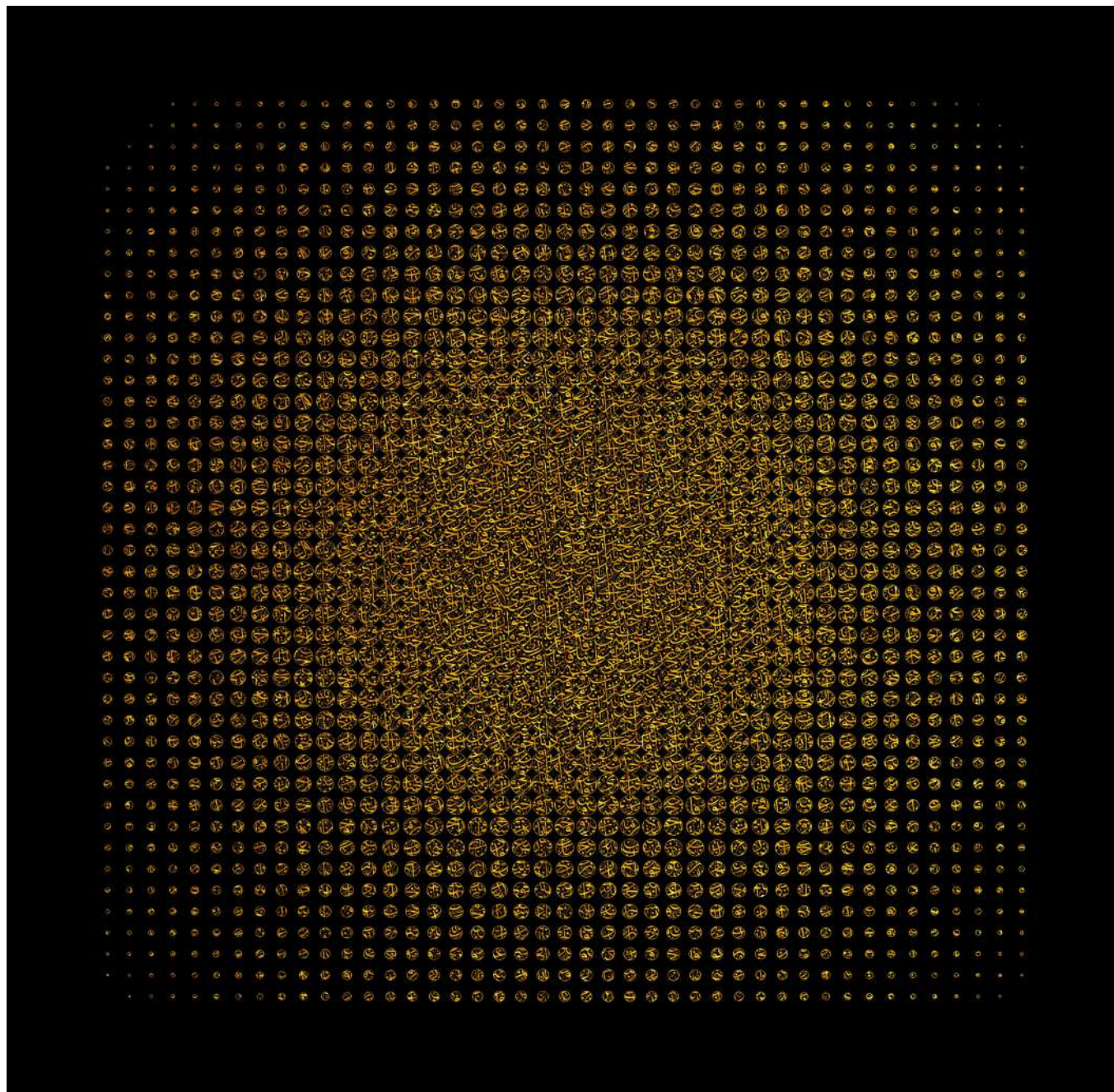
Revision no4 2023
Gold-leaf on black coated canvas, glazed with transparent resin.
50x50 inches



Revision no5 2023
Gold-leaf on black coated canvas, glazed with transparent resin.
50x50 inches




Revision no6 2023
Gold-leaf on black coated canvas, glazed with transparent resin.
50x50 inches




Revision no7 2023
Gold-leaf on black coated canvas, glazed with transparent resin.
50x50 inches

From the Beginning of End




From the beginning of end 2023
Gold-leaf on black coated canvas, glazed with transparent resin.
72x48 inches

Regional Beliefs



Story no1 2023
Silver-leaf layered with red toner on black coated paper, glazed with transparent resin.
40x60 inches



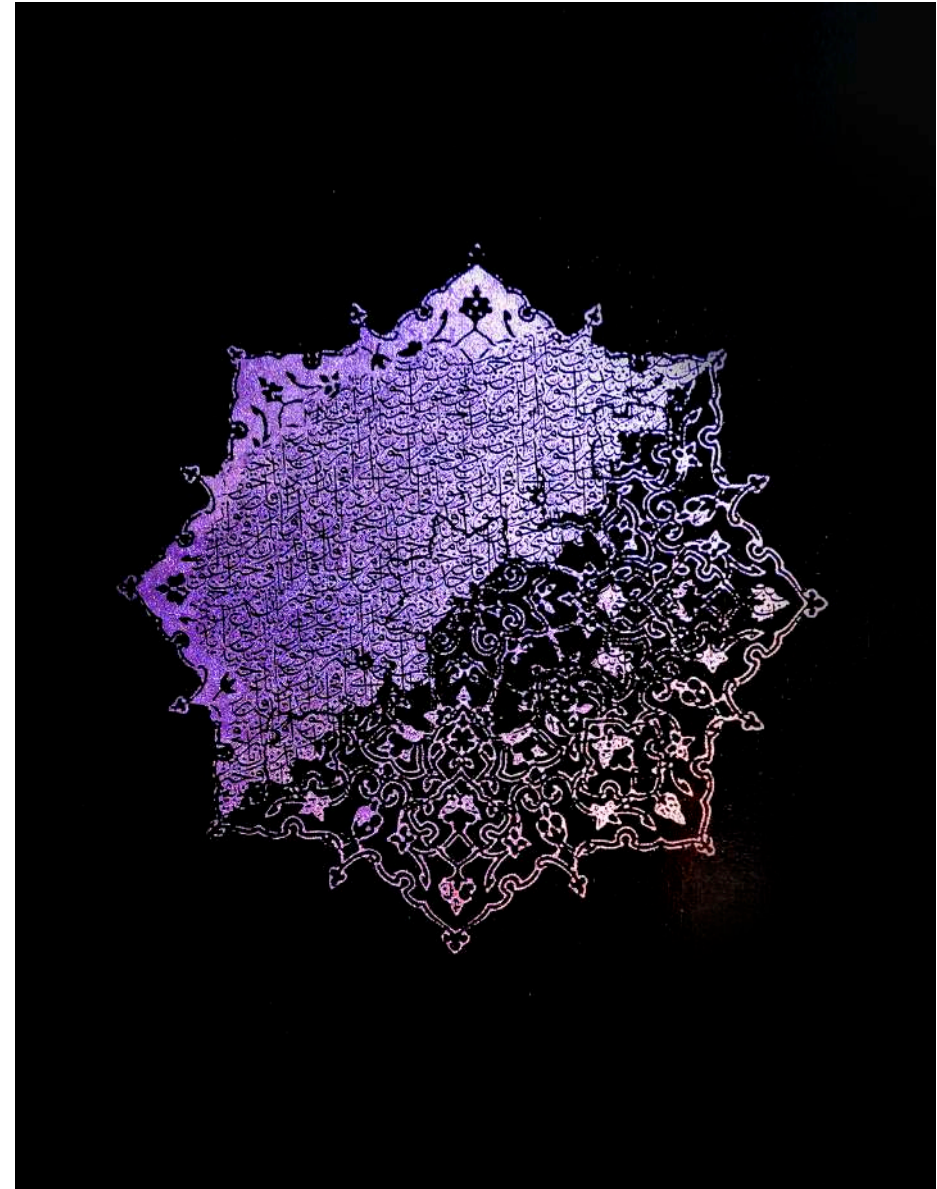
Story no2 2023
Silver-leaf layered with red toner on black coated paper, glazed with transparent resin.
40x60 inches

Designed Confined




Structure no1 2023

Silver leaf blush with red/yellow tonner on black coated paper, glazed with transparent resin.
24x30 inches

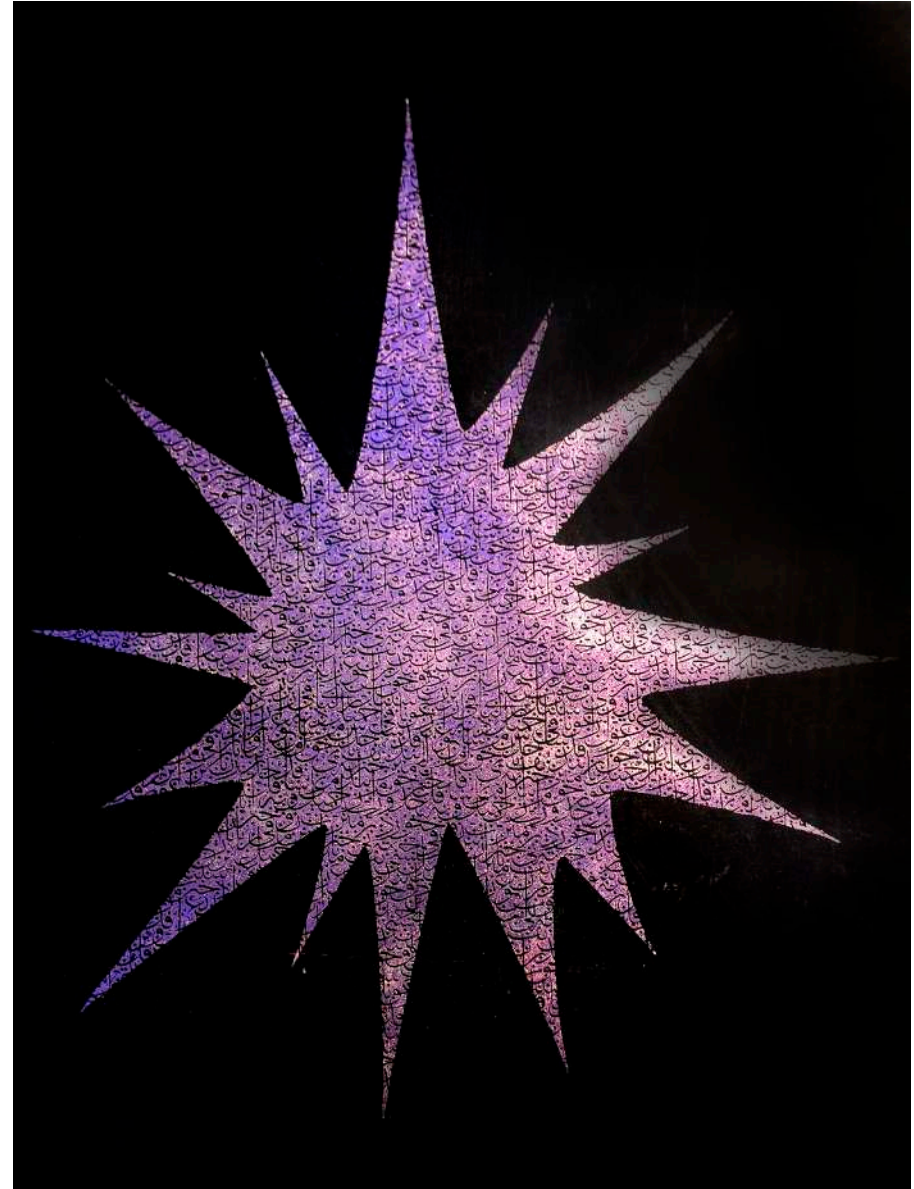


Structure no2 2023

Electroplated silver leaf on black coated paper, glazed with transparent resin.
24x30 inches



Structure no3 2023
Electroplated silver leaf on black coated paper, glazed with transparent resin.
24x30 inches



Structure no4 2023
Electroplated silver leaf on black coated paper, glazed with transparent resin.
24x30 inches

Religious Script



Script no 1 2023
Gold leaf on orange coater paper, glazed with transparent resin.
18x18 inches



Script no2 2023
Gold leaf on purple coater paper, glazed with transparent resin.
18x18 inches



Script no3 2023
Gold leaf on blue coater paper, glazed with transparent resin.
18x18 inches

Characters




Child no5 2023
Acrylic, foil paper on black coated paper, glazed with transparent resin.
12x12 inches



Child no6 2023
Gold-leaf on black coated paper, glazed with transparent resin.
12x12 inches



Child no7 2023
Gold-leaf on black coated paper; glazed with transparent resin.
12x12 inches



Child no8 2023
Gold-leaf on black coated paper; glazed with transparent resin.
12x12 inches



Child no9 2023
Foil paper on green coated paper, glazed with transparent resin.
12x12 inches



Child no15 2023
Acrylic, foil paper on black coated paper, glazed with transparent resin.
12x12 inches



F-42/2 Block 4 Clifton, Karachi, +922135831292
gallerykoel@gmail.com, www.koelgallery.com